

## **Player Evaluation and Selection – SAMHA 2022 – 2023**

### **INTRODUCTION**

The evaluation process is a fundamental component our program. This document will act as the general guideline for all involved to ensure a consistent application of the principles of evaluation are applied throughout the process. The ultimate goal of the process is to provide players with the best possible experience in an environment where they can grow as hockey players and young people. For many minor hockey executives, evaluators, coaches, parents and players this can be a tension filled, laborious and frustrating experience – the goal of this document is to make it a more fulfilling and positive experience for all. All of the information in this documents shall set a tone for the evaluation process and increase the transparent nature of the process.

### **EVALUATION OBJECTIVES**

SAMHA remains committed to supporting the following objectives throughout the evaluation process:

- Provide an impartial, consistent and comprehensive evaluation of a player's total hockey skills, resulting in the best chance to develop.
- To form teams that maintain a skill balance where players can develop, participate and have fun playing hockey.
- To develop an evaluation process that is transparent and trusted by players, parents, and coaches.
- To provide coaches with the opportunity and flexibility to build a team based in part on their own coaching philosophy and knowledge of player skills and attitude.



## QUESTIONS AND ANSWERS

### **Why does SAMHA evaluate players?**

Using an evaluation process, and guided by the Hockey Alberta One Player Development model, SAMHA places players of similar ability and skill into tiers of hockey. This is a requirement of Hockey Alberta.

Learn more: <https://www.hockeyalberta.ca/members/alberta-one/standardized-tiering/>

### **How many evaluation sessions will there be?**

SAMHA will attempt to give each player a minimum of 3 evaluation sessions for U9 – U18.

### **What is being evaluated?**

Refer to the section on Player Selection Criteria (page 6-7) for more information on specific skills, tactics and behaviors that are being evaluated.

### **Who will do the evaluations?**

There are 2 key groups involved in the evaluations:

- Off-ice evaluators will be responsible to evaluate every player on the ice during the time allotted. There may also be on-ice evaluators if deemed necessary. This season 200 Hockey Development Inc. staff and volunteer SAMHA coaches will be evaluating players.
- Off-ice volunteers and SAMHA staff will be responsible for coordinating the evaluation process, tracking evaluations, overseeing team selection, contacting parents and players and scheduling sessions.

### **Will the player be evaluated in a skill and game environment?**

Players U13 and below will be evaluated in a game and skill environment to give each player a fair opportunity to exhibit the range of skills that they possess. At the younger age levels a greater emphasis will be placed on the evaluation of skills - as the players get older the scrimmage sessions will have a greater overall impact on the player's placement. Players in U15 & U18 will be evaluated in a game environment.



## **GUIDELINES FOR THE EVALUATION PROCESS**

### **Overall Structure**

The overall structure of SAMHA team creation will include the entire division being ranked from top to bottom - players ranked from 1 to X and teams will be tiered using the Alberta One Model. In division U13 - U18 players declare their intention to play forward, defense, and goaltender in the registration process and they ranked by position.

### **Timelines**

Evaluation timelines will be set annually based on ice availability in conjunction with league start dates for each division. Every effort is made to ensure that teams are finalized at least seven (7) days in advance of league play, allowing time for practice(s) prior to gameplay.


Below are the general timelines based on prior league history:

- U7 Evaluations - Last weekend in September
- U9 Evaluations - Starting Late August
- U11 Evaluations – Starting Late August
- U13 Evaluations - Starting Late August
- U15 Evaluations - Starting Mid September
- U18 Evaluations - Starting Mid September

Every attempt will be made to not hold evaluations on the September long weekend, and to limit evaluations during the first full week of school.

### **Parental Involvement**

To ensure that we are able to provide a fair evaluation and minimize stress during the evaluation process we ask that parents refrain from distracting any skaters or evaluation personnel during the sessions. Please be guided by the following:



- Please keep away from the glass, benches and boxes during evaluation sessions.
- Parents may not contact evaluators at any time before, during or after evaluations to discuss any part of the process or results.
- Parents are asked to only spectate sessions when their player is participating
- Please refrain from yelling from the stands during the sessions. Players should be ready to remain focused on the on-ice proceedings without external influences.

Both skaters and goalies may experience extreme anxiety during evaluations. Please keep the emphasis on having fun and try to provide a supportive environment for your player. We value your help in ensuring a transparent, thorough, and balanced process that will result in a successful and enjoyable season.

#### **Guidelines for Contacting Players and Parents**

Here are a few guidelines that SAMHA has adopted to keep stakeholders in the loop:

- Advise players and parents of the date, time, and location of their scheduled evaluation date as soon as possible.
- Advise players to arrive a minimum of 30 minutes prior to the evaluation in order to register and assign the proper jersey.
- If a player is unable to attend an evaluation please refer to *Absent Player Placement Policy*.

#### **Movement**

The evaluation process is structured to give players the opportunity to move between tiering groups based on their performance. While initial placement is designed to promote upward movement, players may be moved up or down from a group at any time during the evaluation process. Decisions on player movement are made after each session, and any movement will be applied for the next evaluation session.



## **PLAYER SELECTION CRITERIA**

The following general overview of the skills is a reference that will be provided to evaluators prior to the player selection process.

### **Skating**


Acceleration, speed, mobility, agility, balance, stride, crossovers, pivots, acceleration out of turns, quick feet, controlled skating, change of pace.

- Can the players perform the basic forward and backward stride?
- Are the players knees well bent with the back slightly forward and the head up, or is the player hunched over, bending at the waist with little knee bend?
- Good skaters will use long strides with a complete recovery of the stride leg before striding with the other leg. Their strides will look very smooth and appear not to require much effort to move around the ice?
- Does the player look smooth when they skate or do they appear off balance? Can the player turn in both directions with little trouble or do they struggle to turn in one or both directions?
- Can the player stop in both directions? Younger players will often have trouble stopping in one direction?
- Can the player keep up with the play or do they struggle to stay with the other players on the ice?

### **Passing**

Passing, receiving, passing choices, on backhand, unselfish with the puck, presents a good target, receives and retains with control, touch passing.

- Can the player pass the puck to its intended target with minimal effort?
- Can the player make an accurate pass to a moving target?
- Can the player receive a pass on their backhand or do they tend to shift their body to receive the pass on the forehand?
- Can the player pass the puck off of the backhand with some speed and accuracy?
- Does the player call for the puck vs. banging their stick on the ice or saying nothing at all?



- Does the player passing the puck make eye contact with the intended receiver or do they just pass the puck blindly?
- Can the player execute a saucer pass over sticks and other obstacles?
- Can the player pass the puck off of the boards to another player?

### **Puck Control**

Head up, smooth and quiet, good hands, protection, in small spaces, in traffic.

- Does the player have the basic skills to execute a forehand pass?
- When the player passes the puck do they slap at it or is the motion smooth with the player following through to the intended target?
- Does the player appear to be comfortable handling the puck while skating or do they appear to fight the puck and have trouble skating with some speed while handling it?
- Can the player keep their head up while carrying the puck?
- Can they execute dekes and fakes with the puck?
- Can they stop quickly or change directions while handling the puck?
- Can the player continue to handle the puck while in traffic and under pressure?
- Does the player get pushed or checked off the puck easily?

### **Shooting**

Power, accuracy, quick release, can shoot in motion, goal scorer, rebound control, variety of shots.

- Can the player execute the technique of a wrist shot and backhand?
- Does the player follow through to the target on all shots?
- Can the player raise the puck?
- Is the puck shot with some velocity?
- Does the puck sit flat in the air or does it wobble?
- Can the player execute a one-time shot?
- Is the player accurate when shooting?

### **Positional Play**

Ability to see the play developing both offensively and defensively and moves to support, judgment, anticipation, understands systems, disciplined.



- Does the player seem to understand where he/she are to play on the ice?
- Do they support the puck in defensive and offensive situations?
- Does the player show patience, or do they tend to panic when pressured?
- Do they protect the mid lane and force opposing players inside out?
- Can the player angle another player off the puck?
- Does the player force the play, or do they wait too long?

### **Checking (U15 & U18)**

Concept of angling, good body position with balance and control, defensive side position, aggressive checker, strength, taking checks.

- Can the player execute basic stick and body checks?
- Does the player check properly with their hands down or do they get their arms up to give a check?
- Can the player receive a check properly, not turning their back and staying close to the boards?
- Can the player check and opposing player and pin them on the boards?
- Does the player shy away from other players?

### **EVALUATION FORMS AND SCORING**

Evaluation forms will use a 1-5 scale (1 = POOR, 2 = BELOW AVERAGE, 3 = AVERAGE, 4 = ABOVE AVERAGE, 5 = OUTSTANDING).

The 1-5 scale has several purposes. It will allow evaluators to group players into similar categories. We want to ensure that the evaluation scores accurately reflect the comparability of players and believe the 1-5 scale accomplishes that goal.

Players are scored relative to other players within their on-ice grouping.



## SAMPLE EVALUATOR SCORE CARD

### Evaluation Criteria



#### Skating - speed, quickness, technique

• Forward and Backward • Turn both directions • Stop both directions • Are they in a good position for stability and strength?

---



#### Puck Control - technique, open ice, confined space

• Open carry with speed • Execute dekes and fakes on the 1 on 1 • Can they handle the puck in traffic and tight space? • Ability to maintain control while being checked

---



#### Passing - technique, control, vision

• Forehand and Backhand • To moving and stationary target • Vision – do they take a look and select best option • Advanced – board passes, chips, saucer passes

---



#### Shooting - technique, accuracy, velocity

Forehand and backhand • Wrist shot, snapshot, slap shot • Velocity • Accuracy • Shot Selection – do they select the best shot for the opportunity?

---




#### Player understands positional play

• Player supports the puck on the defensive and offensive side of puck • Player communicates with teammates • Player has the ability to read and react

---





## **GOALTENDER EVALUATIONS**

The evaluation of goaltenders requires specific attention outside of the regular player evaluation sessions. SAMHA will make every attempt to include the goaltenders in all sessions, and will also schedule separate goaltender specific evaluations.

The goaltender specific evaluations shall include the following basic progression of skills:

1. Basic Skating Skill
2. Position-Specific movement skills
3. Positional/Save movement skills
4. Rebound – Control/Recovery/Tactical
5. Transitional Play
6. Advanced Positioning

Depending on the level of play and the age and development of the goaltender, the evaluation process for goaltenders may incorporate all 6 of these basic areas. The staff at ATC Goaltending will be evaluating SAMHA Goalies in the 2022-2023 season.

### **U11 Player/Goalie**

All player/goalies will be evaluated as both a 'Goaltender' and a 'Skater' and will receive a minimum of 2 sessions at each position.



## **POSITIONS**

In the U9 age group positions will not be assigned to players.

In the U11 age group, players will be assigned a position by the volunteer working the bench. The player is expected to play the position they are assigned for that respective shift. Players are to be evaluated for those shifts based on the position that they line up for at the face-off. If a player lines up to play defence at the face-off, then he or she will be evaluated for their defensive skill sets during that shift.

In U13, U15 and U18 age groups, players will be required to indicate their position (forward, defence, or goaltender) at the time of registration and will be evaluated according to their position.

## **TIMED SKILL SKATE**

Players in U9, U11, and U13 will take part in one timed skill skate. Players are grouped based on last names. The group sizes will range between 20 - 30 players. The focus of this session is to capture measurement of the fundamental skills of each player.

Players will be ranked from top to bottom based on the average from all their timed drills and ranked from top to bottom in their age category

Each player's best score from the two timed attempts for each respective drill will be used. The other scores will not be used for averaging purposes.



## **EVALUATION OF PARTICIPANTS BY DIVISION**

### **U7 - PLAYER EVALUATION AND SELECTION**

The objective of evaluations at this age is to group players of similar skill and ability together. This will lead to an increase puck touches and ensure players have a successful introduction to hockey.


Players will be evaluated by volunteer coaches with the support of the Timbits U7 (Hockey Canada) Skill Evaluation guide and Team Genius.

#### **Information for Parents of U7 Players**

- Players should plan to arrive 15-20 minutes prior to skate time.
- Only one parent per player in the dressing room.
- Upon arrival players will receive an evaluation jersey to ensure they can be easily identified on the ice.
- Players at this age can anticipate moving through a series of stations to evaluate their fundamental skills; drills will be made available on the SAMHA website prior to evaluations
- The session is 30 minutes long.
- Parents are not permitted on the ice.

### **U9 – PLAYER EVALUATION AND SELECTION**

The objective of the evaluation process is to evaluate a player's skating ability, puck possession skills and competitive spirit. Players at this age are taking their early strides in the game. Our focus is to make sure this is a positive experience and a place they can form friendships and develop hockey skills, through fun and fair play.



The evaluation will provide the very best conditions for players to showcase their skills and provide an equal opportunity for the player to be seen as often as possible and in as many situations as possible. All players, regardless of ability will receive the same amount and number of ice sessions.

Players are encouraged to attend all sessions of the evaluation to ensure they are properly assessed by the team of evaluators. The first ice sessions for each age group will be focused on the rebalancing of all groups based on the skills of the players.

Player will participate in three (3) evaluations sessions:

Session 1	Timed Skills Evaluation
Session 2	Scrimmage
Session 3	Scrimmage


### **TIMED SKILL EVALUATION**

The focus of this session is to capture measurement of the fundamental skills of each player. Players will be put through a variety of drills to test their skating speed, agility, edge control and puck handling. Initial groups are formed based on last names. The group sizes will range between 20 - 30 players. Each player has two attempts to complete the drill, the best score from for each respective drill will be used. The other scores will not be used for averaging purposes.

Players will be scored based on the average of all their timed drills and ranked from top to bottom in their age category.

### **HALF-ICE SCRIMMAGE**

Evaluation teams will be created with desired roster sizes of sixteen (16) players. These teams will be split into two groups of eight (8) for each game. These two groups will participate in two simultaneous half-ice games with another team. The format will be 4-



on-4 hockey with no designated positions. Shifts will run in 90-second intervals, giving each player the same amount of gameplay while playing every second shift. The rules of gameplay will follow the Hockey Alberta Intro to Hockey Half-Ice gameplay model. Players will not be required to participate as a goaltender during the evaluation game process; however if players would like to they must notify the Division Director prior to the start of evaluations. Evaluation games will utilize shooter tutors instead of goaltenders.


### **Information for Parents of U9 Players**

- Players should plan to arrive 15-20 minutes prior to skate time.
- Upon arrival players will receive an evaluation jersey to ensure they can be easily identified on the ice.
- Only one parent per player in the dressing room.
- Skill Evaluation: Players at this age can anticipate moving through a series of stations to evaluate their fundamental skills.
- Scrimmage: Players will have a 10-minute warm-up and 40-minute scrimmage.
- The session is 45-50 minutes long.
- Parents are not permitted on the ice.

### **U11 - PLAYER EVALUATION AND SELECTION**

The objective of the evaluation process is to evaluate a player's skating ability, puck possession skills and competitive spirit. Our focus is to make sure this is a positive experience and a place they can form friendships and develop hockey skills, through fun and fair play.

The evaluation will provide the very best conditions for players to showcase their skills and provide an equal opportunity for the player to be seen as often as possible and in as



many situations as possible. All players, regardless of ability will receive the same amount and number of ice sessions.

Player will participate in four (4) evaluations sessions:

Session 1	Timed Skills Evaluation
Session 2	Scrimmage
Session 3	Scrimmage
Session 4	Scrimmage


Players are encouraged to attend all sessions of the evaluation to ensure they are properly assessed by the team of evaluators. The first ice sessions for each age group will be focused on the rebalancing of all groups based on the skills of the players.

#### **Information for Parents of U11 Players**

- Players should plan to arrive 15-20 minutes prior to skate time.
- Upon arrival players will receive an evaluation jersey to ensure they can be easily identified on the ice.
- Only one parent per player in the dressing room.

#### **TIMED SKILL EVALUATION**

The focus of this session is to capture measurement of the fundamental skills of each player. Players will be put through a variety of drills to test their skating speed, agility, edge control and puck handling. Initial groups are formed based on last names. The group sizes will range between 20 - 30 players. Each player has two attempts to complete the drill, the best score from for each respective drill will be used. The other scores will not be used for averaging purposes.



Players will be scored based on the average of all their timed drills and ranked from top to bottom in their age category.

### **SCRIMMAGE**

Evaluation teams will be created with desired roster sizes of thirteen (13) players and one (1) goalies. The format will be 5-on-5 hockey with designated positions. Shifts will run in 90-second intervals, giving each player the same amount of gameplay while playing every second shift. Players will have a 5-minute warm-up and 40-minute scrimmage

### **U13 PLAYER EVALUATION AND SELECTION**

The evaluation will provide the very best conditions for players to showcase their skills and provide an equal opportunity for the player to be seen as often as possible and in as many situations as possible. All players, regardless of ability will receive the same amount and number of ice sessions.

Player will participate in four (4) evaluations sessions:

Session 1	Timed Skills Evaluation
Session 2	Scrimmage
Session 3	Scrimmage
Session 4	Scrimmage

Players are encouraged to attend all sessions of the evaluation to ensure they are properly assessed by the team of evaluators. The first ice sessions for each age group will be focused on the rebalancing of all groups based on the skills of the players.

### **Information for U13 Players**

- Players should plan to arrive 15-20 minutes prior to skate time.



- Upon arrival players will receive an evaluation jersey to ensure they can be easily identified on the ice.

### **TIMED SKILL EVALUATION**

The focus of this session is to capture measurement of the fundamental skills of each player. Players will be put through a variety of drills to test their skating speed, agility, edge control and puck handling. Initial groups are formed based on last names. The group sizes will range between 20 - 30 players. Each player has two attempts to complete the drill, the best score from for each respective drill will be used. The other scores will not be used for averaging purposes.

Players will be scored based on the average of all their timed drills and ranked from top to bottom in their age category.

### **SCRIMMAGE**


Evaluation teams will be created with desired roster sizes of thirteen (13) players and one (1) goalies. The format will be 5-on-5 hockey with designated positions. Shifts will run in 90-second intervals, giving each player the same amount of gameplay while playing every second shift. Players will have a 5-minute warm-up and 40-minute scrimmage

After Times Skill Skates players will be ranked in their division based score as it pertains to their designated position (forward or defense). SAMHA will utilize this ranking list to place players onto evaluation teams.

### **U15 & U18 - PLAYER EVALUATION AND SELECTION**

The evaluation will provide the very best conditions for players to showcase their skills and provide an equal opportunity for the player to be seen as often as possible and in as many situations as possible. All players, regardless of ability will receive the same amount and number of ice sessions.





Player will participate in three (3) evaluations sessions:

Session 1	Scrimmage
Session 2	Scrimmage
Session 3	Scrimmage

Players are encouraged to attend all sessions of the evaluation to ensure they are properly assessed by the team of evaluators. The first ice sessions for each age group will be focused on the rebalancing of all groups based on the skills of the players.

#### **Information for U15 Players**

- Players should plan to arrive 15-20 minutes prior to skate time.
- Upon arrival players will receive an evaluation jersey to ensure they can be easily identified on the ice.

#### **SCRIMMAGE**

Evaluation teams will be created with desired roster sizes of thirteen (13) players and one (1) goalies. The format will be 5-on-5 hockey with designated positions. The expected shift length is 90-seconds, and players will change on the fly. Players will have a 5-minute warm-up and 40-minute scrimmage

SAMHA will utilize the previous seasons ranking to place players onto evaluation teams.



## **PLAYER EVALUATION AND APPEAL PROCESS**

An internal appeal mechanism is hereby established for the limited purpose of whether player selection was not made according to the rules or process.

Dissatisfaction with selection of head coach or assistant coach are **not** grounds for appeal.

Any appeal shall be made via email to the Evaluations Director. The Evaluations Committee shall evaluate whether the appellant has valid grounds for appeal. There is a **\$100** fee initiate the appeal process; should the Committee determine that there are grounds for appeal this amount is refunded. If no valid grounds for appeal exist, the Evaluation Director shall notify the appellant in writing that the appeal will not be heard. If valid grounds for appeal exist, the Evaluation Director shall then convene an appeal hearing before the Executive Board of Directors within 7 days. The appellant shall present evidence and testimony to the Board. Following testimony, the Executive Board of Directors shall close the hearing, begin deliberations and render a written decision via email within 24 hours.

## **ROLES AND RESPONSIBILITIES**

### **Evaluation Director**

- Act as an impartial representative on behalf of St. Albert Minor Hockey Association, its members, and its players
- Form an Evaluation Committee annually with the Hockey Operations VP
- Responsible for overall coordination and oversight of player evaluations
- Participate in the ongoing review of the evaluation process and present proposals to the Evaluations Committee for changes to the player evaluation process
- Periodically attend evaluation sessions for all age groups and provide guidance ensuring the ongoing integrity and consistent application of processes as outlined in SAMHA Policies
- Ensure that any behaviour inconsistent with SAMHA's policies and procedures and Respect in Sport is immediately sent to the Admin VP and Executive Director



### **Executive Director**

- Arbitrate any disputes arising during players' evaluations
- Participate in the ongoing review of the evaluation process and present proposals to the Evaluations Committee for changes to the player evaluation process
- Periodically attend evaluation sessions for all age groups and provide guidance ensuring the ongoing integrity and consistent application of processes as outlined in SAMHA Policies

### **Hockey Operations Committee Chair**

- Coordinate on ice coaches with the Director of Coaches;
- Ensure each division has coordinated volunteers for the following: Check-In Desk, Jersey Handout, and Dressing Room/Bench Supervision
- Act in an unbiased and impartial manner during the evaluation process

### **Administrator/Registrar**

- Provide registration information with regular updates to evaluators
- Advise Evaluation Director of all pertinent timelines and procedures
- Post evaluation information on the website as required
- Participate in the draft process to support the transfer of players within Team Snap
- Ensure data integrity and confidentiality at all times throughout the process

### **Ice Allocator**

- Work with the Evaluation Director and the Executive Director to schedule the appropriate number of skates per Age Group at the appropriate times
- Provide appropriate intervals between skates to accommodate data entry, review and posting of future skate times




- Liaison between SAMHA and the City of St. Albert facility operations
- Work with the Ref in Chief to schedule referees for all scrimmages

### **Division Directors**

- Work with Division Manager and Hockey Operations Committee Chair to coordinate the volunteer scheduling as provided by the Evaluation Director
- Consistently ensure compliance with SAMHA Policies
- Act in a confidential manner ensuring the integrity of the evaluations process
- Be visible and accessible throughout the process to answer general questions from parents and player
- Communicate the process and skate times with the players and/or parent/guardians in a timely manner
- Responsible for notification of injured, absent or late players to the Evaluation Director
- Ensure that all necessary equipment including pucks, pylons, clip boards and other on-ice equipment are present for the beginning of each session and in good, working condition
- Assign and work with Check-in Desk/Jersey Coordinator for your division


### **Volunteer On-ice Coaches**

- Report to the Evaluation Director
- Submit their SAMHA Coach/Volunteer application through the SAMHA website
- Consistently ensure compliance with SAMHA Policies and Procedures
- Review and understand the drills and skills identified within the practice plans to ensure a clear understanding of the on-ice process
- Act in an unbiased and impartial manner during the evaluation process
- Keep the pace and flow of the drills to finish within the allocated ice time providing equal opportunity to all players
- Encourage players to perform to the best of their ability
- Ensure that players understand the drills and have equal opportunity to participate



### **Check-In Desk / Jersey Coordinator**

- Each Division will have a Check-in Desk /Jersey Coordinator
- Check-in Desk/Jersey Coordinator reports to the Division Director for that specific age group
- Manage the “check-in desk” process and ensure any player absences are immediately reported to the Division Director
- Hand out jerseys and inform skaters of dressing room assignment, jersey number and colour;
- Maintain confidentiality of the team and number list, do not permit photos of players lists to be taken
- Collect all jerseys after each skating session and at the end of the day
- Arrange to have jerseys washed at the end of each session




### **Dressing Room & Bench Supervisors**

- Reports to the Division Director
- Provide supervision in the dressing rooms prior to and after each session
- Manage the benches i.e. shift changes, player position rotation, player conduct, during scrimmage play ensuring that players stay in numerical order, or the assigned order for that skate time
- Consistently ensure compliance with SAMHA Policies and Procedures
- Act in an unbiased and impartial manner during the evaluation process
- Encourage players to perform to the best of their ability
- Responsible to not be on the same bench as their own child

### **Paid Evaluators**

- Review and understand the drills and skills identified within the practice plans to ensure a clear understanding of the on-ice process
- Review the evaluation criteria prior to the process to ensure they are evaluating the same skill with the same intent as the other evaluators
- Stay physically separate and independent from all other Evaluators and parents during the evaluation program
- Provide a fair, unbiased and thorough analysis of all players
- Does not compare notes, scores or rankings with other Evaluators during sessions
- Will not share comments or opinions with any parents/players or other interested observers
- Maintain confidentiality of player scores and/or rankings at all times;
- Review evaluation rankings at the end of each session;
- Submit evaluation data immediately following the completion of each ice session



## Volunteer Evaluators

- Refer questions, comments or complaints that you may receive to the Division Director or Evaluation Director without offering comment on the question or complaint
- Immediately inform the Evaluation Director of any potential conflicts of interest prior to the start of a session, or as soon as it has been identified;
- Will not evaluate their own child
- Do not take any photographs of evaluation materials, team lists, sign in sheets etc
- Review and understand the drills and skills identified within the practice plans to ensure a clear understanding of the on-ice process
- Review the evaluation criteria prior to the process to ensure they are evaluating the same skill with the same intent as the other evaluators
- Stay physically separate and independent from all other Evaluators and parents during the evaluation program
- Provide a fair, unbiased and thorough analysis of all players
- Does not compare notes, scores or rankings with other Evaluators during sessions
- Will not share comments or opinions with any parents/players or other interested observers
- Maintain confidentiality of player scores and/or rankings at all times;
- Review evaluation rankings at the end of each session;
- Submit evaluation data immediately following the completion of each ice session




## Parent Responsibilities

- Practice what you have learned in Respect in Sport
- Do not take any photographs of evaluations materials, team lists, sign in sheets etc.
- Be aware of the importance of evaluations and the corresponding schedules.
- Players are required to attend all scheduled sessions, missed sessions may alter the placement of a player

Help your player to be prepared:

- Be at the rink early enough for your child to be completely ready 10 minutes before the ice time starts.
  - Players should be dressed and sitting on the benches in the dressing room with their sticks at the door.
  - Make sure all their equipment fits, skates are sharpened and all items are in the equipment bag when you leave your home.
  - Full equipment including neck and must be in place for your child to participate in the evaluation process.
- 
- Promote positivity and support.
  - Understand the process yourself.
  - Be as informed as possible about the association's evaluation process
  - Contact SAMHA early if you have a question or if you player is sick or injured contact the Evaluation Director and the Division Director directly by email.
  - Respect the Association Evaluators and do not ask Evaluators for player information.
  - Promote and support having fun throughout the process





### **Evaluations Committee**

An ad hoc committee formed each season to support planning and improvement of the evaluation process; committee is supported by the Board of Directors and operates under a defined term of reference

